

**SAFETY INFORMATION**

Please read and understand this entire manual before attempting to assemble, install or operate the product.

**WARNING**

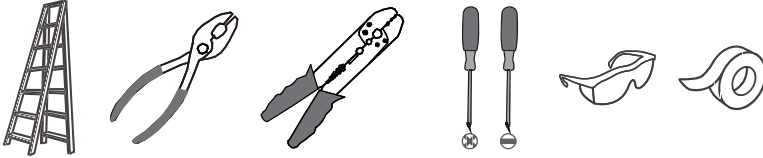
- RISK OF ELECTRIC SHOCK - Before beginning installation, turn off electricity at the circuit breaker box or the main fuse box.

**CAUTION**

- For your safety, read instructions completely before beginning installation.
- If in doubt about electrical installation, consult a licensed electrician.

Ratings	120Vac, 60Hz	
	Model No.	Wattage
	PCESS8615C	10W

**TOOLS REQUIRED**



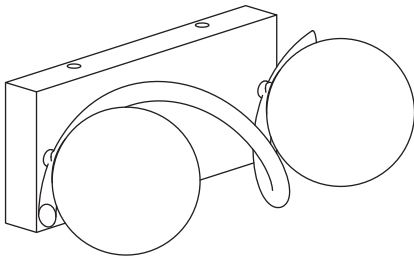
**CARE AND MAINTENANCE**

- Wipe clean using soft, dry cloth or static duster. Always avoid using harsh chemicals and abrasives to clean fixture as they may damage the finish.

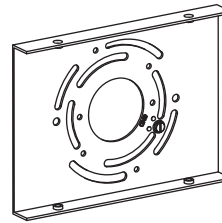
If you need further assistance call Quozel Customer Care at 1-800-645-3184 (9:00am – 5:00pm EST), or visit us on-line at [www.quozel.com](http://www.quozel.com).

**PACKAGE CONTENTS**

**MOUNTING HARDWARE**



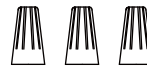
**A** Fixture Body  
x 1



**AA** Inner Backplate  
x 1



**BB** Mounting Screw  
x 2



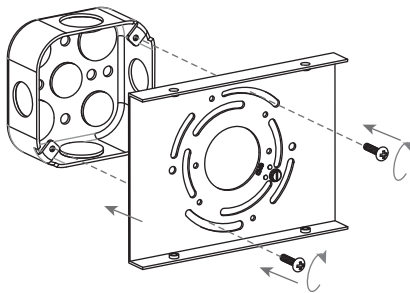
**CC** Wire Connector  
x 3



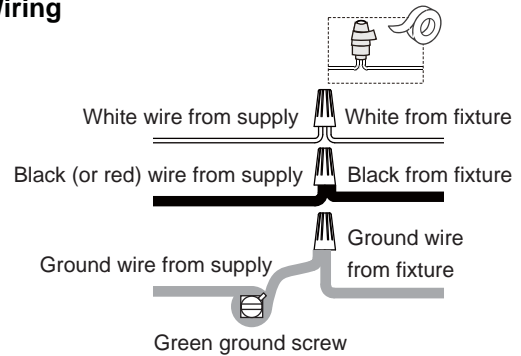
**DD** Outlet Box Screw  
x 2

**MOUNTING HARDWARE**

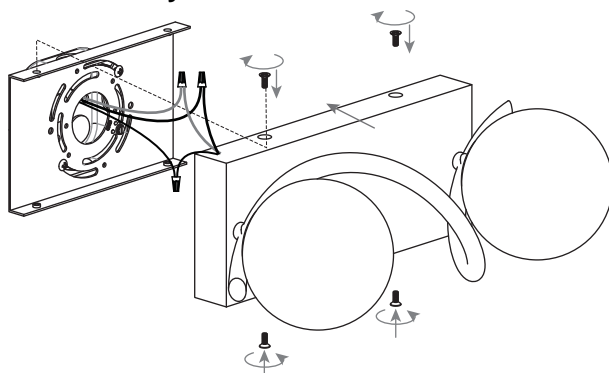
**1 Install Inner Backplate**



**2 Wiring**



**3 Install Fixture Body**



**Your installation is now complete! Restore electricity and save this sheet for future reference.**